


The Difference that counts

A nut or a bolt has flats and corners. The corners are more easily damaged and do not offer the optimum grip for a tool. In developing the Metrinch tool system Jozef Ruzicka had the aim to design sockets and spanners, which would not only have longer effective life, but would also ensure minimal damage to the fasteners on which they are used.



The patented Metrinch Wall Drive profile drives only on the flats and not on the corners. The dimensions of Metrinch sockets and spanners have been precisely calculated, so that a single Metrinch tool will

operate on both metric and inch series fasteners.

For example, with a spanner 19 mm it is possible not only to tighten or undo a metric nut or bolt, but also the inch bolts 3/4" AF, 3/8" BSW and 7/16" BSF. Even when such bolts have become worn, damaged or completely rounded by abrasion.

A further major advantage in terms of application is that the Metrinch Wall Drive profile can be used on open-end spanners as well as on sockets and ring-spanners. Metrinch open-end spanners always provide a 4-point grip instead of the 2-point grip characterizing the traditional profile.

Torque Loading



The Metrinch Wall Drive Profile was designed to provide a greater area of force application, compared with that applied by conventional tools. This profile, because of the buttress effect of its load bearing lugs, does not transmit the extreme peaks found when a tool with a wedge shaped profile is used. In distributing the torque load to the fastener trough the flats, the Metrinch tool does not only achieve greater force, but also lowers the

possibility of distortion to the nut or bolt head.

Having a thin wall is an advantage in every socket. We can afford to provide such a wall, because with Metrinch spanners and sockets the force is absorbed where the wall has its greatest strength. Metrinch sockets are capable of exceeding the tightening torques specified in the DIN standard by 70 to 100 %, depending on the socket size.

Quality & Safety

The Metrinch Wall Drive profile is not the only feature we rely on. The steel our tools are made of forms another important aspect. To achieve the best, it is imperative to use a steel alloy this being chrome vanadium 46CrV4, which provides a margin of safety, particularly in conditions involving extreme stresses.

We also attach great value to product finish, all our tools are chrome-plated and polished. This is not just for visual reasons, but because it provides the most effective protection against rust, even in extreme conditions. We take the principles of on-the-job safety and accident prevention very seriously.

The patented Metrinch Wall Drive profile has been precisely calculated to ensure a secure and even application of torque to the flats of a nut or bolt and not to the corners.

In most instances the greater the force applied to a Metrinch tool the more positive the grip becomes thus minimising the risk of injury to an operator which may be caused through a socket or a spanner slipping off a fastener. Laboratory test results prove that torque loadings of 1.5 times greater than those possible with a conventional socket can be achieved using a Metrinch tool.



Quality Assurance and Guarantee


All Metrinch tools are forged from high quality Chrome Vanadium Alloy Steel, and meet with the torque and hardness requirements necessary with the relevant international standards, DIN, U.S. Federal Specification and British Standard. Our factory has an exacting quality assurance program, monitored by a highly trained technical staff using the most up to date laboratory equipment. Constant inspections are made during the stages in the

production process, and we make a 100% check of all components at the time of packing to make sure that our high standards are maintained. Metrinch tools are used all over the world, and carry an unconditional worldwide free replacement guarantee if for any reason a tool happens to fail.



Award Winner

Discerning judges in Germany granted the Metrinch tool system the coveted award for innovation in design at Munich in 1991. We regard it a great honour to be recognised in an country which is renowned for producing some of the finest hand tools in the world.



Applications of Metrinch sockets & combination spanners:

METRIC (MM)	4	5	6	7	8	9	10	11	12	13	14	15	16	17	18	19	20	21	22	23	24	25	26	27	28	29	30	31	32	
INCH (SAE AF)	5/32	3/16	1/4	5/32	3/16	1/2	3/8	7/16	1/2	5/8	3/4	7/8	1 1/16	1 1/8	1 1/4	1 1/2	1 3/4	2	2 1/8	2 1/4	2 1/2	2 3/4	3	3 1/8	3 1/4	3 1/2	3 3/4	4	4 1/8	4 1/4
BSW						1/2		3/4		1 1/4		1 1/2		1 3/4		2		2 1/4		2 1/2		2 3/4		3		3 1/4		3 1/2		3 3/4
BS BSF								1/4		3/8		1/2		5/8		3/4		1 1/4		1 1/2		1 3/4		2		2 1/4		2 1/2		2 3/4
BA		6BA	4BA	3BA	2BA		0BA																							

Cendai

The company Cendai was founded in 1972 and has specialized in the production of sockets and accessories. Cendai produces annually more than 6 million sockets, 8 million accessories and 800.000 other tool sets. In total every month over 20 million parts are produced.

The Cendai facility has a total area of 36.000 m² of which 20.000 m² is in use for production and assembly. At any given time the facility can accommodate fifty 40ft containers at the same time. Cendai is not only the largest manufacturer of sockets in Asia, but also the most modern factory with the latest sophisticated machinery.

All the hand tools are made to the highest international standards whereby a strict quality control is applied. Cendai is ISO 9002 Certified.

CONTENTS

PRODUCT	PAGE
Combination spanners	4
1/4" Sockets & accessories	4
3/8" Sockets & accessories	5
1/2" Sockets & accessories	6
VDE Sockets & accessories	7
Impact sockets	7
Cliprail sets	8 - 9
Spanner sets	10
Socket & combinationsets	11 - 14
VDE sets	14
Impact sets	15



Combination spanners



Part no.	MM	INCH
MET-1108	8	5/16
MET-1109	9	11/32
MET-1110	10	3/8
MET-1111	11	7/16
MET-1112	12	15/32
MET-1113	13	1/2

Part no.	MM	INCH
MET-1114	14	9/16
MET-1115	15	19/32
MET-1116	16	5/8
MET-1117	17	11/16

Part no.	MM	INCH
MET-1118	18	23/32
MET-1119	19	3/4
MET-1120	20 / 21	13/16
MET-1122	22 / 23	7/8

Part no.	MM	INCH
MET-1124	24	15/16
MET-1126	26 / 27	1 1/16
MET-1129	29 / 30	1 3/16
MET-1132	31 / 32	1 1/4



1/4" Sockets

Part no.	MM	INCH
MET-1404	4	5/32
MET-1405	5	3/16
MET-1406	6	1/4
MET-1407	7	9/32
MET-1408	8	5/16
MET-1409	9	11/32
MET-1410	10	3/8
MET-1411	11	7/16
MET-1412	12	15/32
MET-1413	13	1/2

1/4" Sockets deep

Part no.	MM	INCH
MET-1454	4	5/32
MET-1455	5	3/16
MET-1456	6	1/4
MET-1457	7	9/32
MET-1458	8	5/16
MET-1459	9	11/32
MET-1460	10	3/8
MET-1461	11	7/16
MET-1462	12	15/32
MET-1463	13	1/2

1/4" Accessories

Part no.	DESCRIPTION
MET-1488	EXTENSION 75 MM
MET-1490	RATCHET
MET-1490SN	REPAIR SET FOR Q.R. RATCHET
MET-1491	FINGERTIGHT RATCHET
MET-1492	JOINT
MET-1493	EXTENSION 50 MM
MET-1494	1/4" MALE & 3/8" FEMALE ADAPTER
MET-1495	SPINNER HANDLE
MET-1496	EXTENSION 150 MM
MET-1497	T-PIECE
MET-1498	BIT HOLDER
MET-1499	EXTENSION 100 MM WOBBLE





3/8" Sockets

Part no.	MM	INCH
MET-1308	8	5/16
MET-1309	9	11/32
MET-1310	10	3/8
MET-1311	11	7/16
MET-1312	12	15/32
MET-1313	13	1/2
MET-1314	14	9/16
MET-1315	15	19/32
MET-1316	16	5/8
MET-1317	17	11/16
MET-1318	18	23/32
MET-1319	19	3/4
MET-1320	20 / 21	13/16
MET-1322	22	7/8



3/8" Sockets deep

Part no.	MM	INCH
MET-1350	10	3/8
MET-1351	11	7/16
MET-1352	12	15/32
MET-1353	13	1/2
MET-1354	14	9/16
MET-1355	15	19/32
MET-1356	16	5/8
MET-1357	17	11/16
MET-1358	18	23/32
MET-1359	19	3/4
MET-1360	20 / 21	13/16
MET-1362	22	7/8

3/8" Accessories

Part no.	DESCRIPTION
MET-1387	EXTENSION 125 MM
MET-1388	EXTENSION 75 MM WOBBLE
MET-1390	RATCHET
MET-1390SN	REPAIR SET FOR Q.R. RATCHET
MET-1391	EXTENSION 75 MM
MET-1392	EXTENSION 150 MM WOBBLE
MET-1393	EXTENSION 150 MM
MET-1394	JOINT
MET-1395	SPARKPLUG SOCKET 16 MM & 5/8"
MET-1396	SPARKPLUG SOCKET 21 MM & 13/16"
MET-1397	EXTENSION 250 MM WOBBLE
MET-1398	T-PIECE
MET-1399	EXTENSION 40 MM WOBBLE





1/2" Sockets


Part no.	MM	INCH
MET-1210	10	3/8
MET-1211	11	7/16
MET-1212	12	15/32
MET-1213	13	1/2
MET-1214	14	9/16
MET-1215	15	19/32
MET-1216	16	5/8
MET-1217	17	11/16
MET-1218	18	23/32
MET-1219	19	3/4
MET-1220	20 / 21	13/16
MET-1222	22	7/8
MET-1223	23	29/32
MET-1224	24	15/16
MET-1225	25	1
MET-1226	26 / 27	1 1/16
MET-1228	28	1 1/8
MET-1229	29 / 30	1 3/16
MET-1231	31 / 32	1 1/4

1/2" Sockets deep

Part no.	MM	INCH
MET-1250	10	3/8
MET-1251	11	7/16
MET-1252	12	15/32
MET-1253	13	1/2
MET-1254	14	9/16
MET-1255	15	19/32
MET-1256	16	5/8
MET-1257	17	11/16
MET-1258	18	23/32
MET-1259	19	3/4
MET-1260	20 / 21	13/16
MET-1262	22	7/8
MET-1263	23	29/32
MET-1264	24	15/16
MET-1265	25	1
MET-1267	26 / 27	1 1/16
MET-1268	28	1 1/8
MET-1270	29 / 30	1 3/16
MET-1272	31 / 32	1 1/4

1/2" Accessories

Part no.	DESCRIPTION
MET-1287	EXTENSION 75 MM
MET-1288	EXTENSION 75 MM WOBBLE
MET-1290	RATCHET
MET-1290SN	REPAIR SET FOR Q.R.RATCHET
MET-1291	EXTENSION 250 MM
MET-1292	SPARKPLUG SOCKET 16 MM & 5/8"
MET-1293	SPARKPLUG SOCKET 21 MM & 13/16"
MET-1294	T-PIECE
MET-1295	BREAKER BAR 410 MM
MET-1296	JOINT
MET-1297	EXTENSION 125 MM
MET-1298	1/2" FEMALE & 3/8" MALE ADAPTER
MET-1299	EXTENSION 125 MM WOBBLE





1/2" Sockets VDE

Part no.	MM	INCH
MET-1210E	10	3/8"
MET-1213E	13	1/2"
MET-1214E	14	9/16"
MET-1216E	16	5/8"
MET-1217E	17	1 1/16"
MET-1219E	19	3/4"
MET-1220E	20 / 21	1 3/16"

1/2" Accessories VDE

Part no.	DESCRIPTION
MET-1290E	RATCHET VDE
MET-1297E	EXTENSION 125 MM VDE



Impact sockets 1/2"

Part no.	MM	INCH
MET-2210	10	3/8"
MET-2211	11	7/16"
MET-2212	12	15/32"
MET-2213	13	1/2"
MET-2214	14	9/16"
MET-2215	15	19/32"
MET-2216	16	5/8"
MET-2217	17	1 1/16"
MET-2218	18	23/32"
MET-2219	19	3/4"
MET-2220	20	25/32"
MET-2221	21	13/16"
MET-2222	22	7/8"
MET-2223	23	29/32"
MET-2224	24	1 5/16"
MET-2225	25	1"
MET-2227	27	1 1/16"
MET-2228	28	1 1/8"
MET-2230	30	1 3/16"
MET-2232	32	1 1/4"

3/8"

Part no.	MM	INCH
MET-2310	10	3/8"
MET-2311	11	7/16"
MET-2312	12	15/32"
MET-2313	13	1/2"
MET-2314	14	9/16"
MET-2315	15	19/32"
MET-2316	16	5/8"
MET-2317	17	1 1/16"
MET-2318	18	23/32"
MET-2319	19	3/4"
MET-2320	20	25/32"
MET-2321	21	13/16"
MET-2322	22	7/8"



Impact sockets deep 1/2"

Part no.	MM	INCH
MET-2250	10	3/8"
MET-2251	11	7/16"
MET-2252	12	15/32"
MET-2253	13	1/2"
MET-2254	14	9/16"
MET-2255	15	19/32"
MET-2256	16	5/8"
MET-2257	17	1 1/16"
MET-2258	18	23/32"
MET-2259	19	3/4"
MET-2260	20	25/32"
MET-2261	21	13/16"
MET-2262	22	7/8"
MET-2263	23	29/32"
MET-2264	24	1 5/16"
MET-2265	25	1"
MET-2267	27	1 1/16"
MET-2268	28	1 1/8"
MET-2270	30	1 3/16"
MET-2272	32	1 1/4"

3/8"

Part no.	MM	INCH
MET-2350	10	3/8"
MET-2351	11	7/16"
MET-2352	12	15/32"
MET-2353	13	15/32"
MET-2354	14	9/16"
MET-2355	15	19/32"
MET-2356	16	5/8"
MET-2357	17	1 1/16"
MET-2358	18	23/32"
MET-2359	19	3/4"
MET-2360	20	25/32"
MET-2361	21	13/16"
MET-2362	22	7/8"



MET-0220 Cliprail set 1/4" 9 pieces

Sockets

Content	Size	5	6	7	8	9	10	11	12	13
	METRIC (MM)									
	INCH (SAE AF)	3/16	1/4	5/32	5/16	11/32	3/8	7/16	15/32	1/2
	1/4" SOCKET	•	•	•	•	•	•	•	•	•



MET-0230 Cliprail set 1/4" 9 pieces deep

Sockets

Content	Size	5	6	7	8	9	10	11	12	13
	METRIC (MM)									
	INCH (SAE AF)	3/16	1/4	5/32	5/16	11/32	3/8	7/16	15/32	1/2
	1/4" SOCKET DEEP	•	•	•	•	•	•	•	•	•



MET-0320 Cliprail set 3/8" 12 pieces

Sockets

Content	Size	10	11	12	13	14	15	16	17	18	19	20	21	22
	METRIC (MM)													
	INCH (SAE AF)	3/8	7/16	15/32	1/2	9/16	19/32	5/8	11/16	23/32	3/4	13/16	7/8	
	3/8" SOCKET	•	•	•	•	•	•	•	•	•	•	•	•	•



MET-0321 Cliprail set 3/8" 8 pieces

Sockets

Content	Size	10	11	12	13	14	16	17	19
	METRIC (MM)								
	INCH (SAE AF)	3/8	7/16	15/32	1/2	9/16	5/8	11/16	3/4
	3/8" SOCKET	•	•	•	•	•	•	•	•



MET-0330 Cliprail set 3/8" 12 pieces deep

Sockets

Content	Size	10	11	12	13	14	15	16	17	18	19	20	21	22
	METRIC (MM)													
	INCH (SAE AF)	3/8	7/16	15/32	1/2	9/16	19/32	5/8	11/16	23/32	3/4	13/16	7/8	
	3/8" SOCKET DEEP	•	•	•	•	•	•	•	•	•	•	•	•	•



MET-0331 Cliprail set 3/8" 8 pieces deep

Sockets

Content Size	METRIC (MM)	10	11	12	13	14	16	17	19
	INCH (SAE AF)	3/8	7/16	15/32	1/2	9/16	5/8	11/16	3/4
	3/8" SOCKET DEEP	•	•	•	•	•	•	•	•



MET-0430 Cliprail set 1/2" 10 pieces

Sockets

Content Size	METRIC (MM)	10	11	12	13	14	16	17	19	22	24
	INCH (SAE AF)	3/8	7/16	15/32	1/2	9/16	5/8	11/16	3/4	7/8	15/16
	1/2" SOCKET	•	•	•	•	•	•	•	•	•	•



MET-0431 Cliprail set 1/2" 8 pieces

Sockets

Content Size	METRIC (MM)	10	11	12	13	14	16	17	19
	INCH (SAE AF)	3/8	7/16	15/32	1/2	9/16	5/8	11/16	3/4
	1/2" SOCKET	•	•	•	•	•	•	•	•



MET-0440 Cliprail set 1/2" 10 pieces deep

Sockets

Content Size	METRIC (MM)	10	11	12	13	14	16	17	19	22	24
	INCH (SAE AF)	3/8	7/16	15/32	1/2	9/16	5/8	11/16	3/4	7/8	15/16
	1/2" SOCKET DEEP	•	•	•	•	•	•	•	•	•	•



MET-0441 Cliprail set 1/2" 8 pieces deep

Sockets

Content Size	METRIC (MM)	10	11	12	13	14	16	17	19
	INCH (SAE AF)	3/8	7/16	15/32	1/2	9/16	5/8	11/16	3/4
	1/2" SOCKET DEEP	•	•	•	•	•	•	•	•



MET-0106 Combination spanner set 6 pieces

Combination spanners

Content Size	METRIC (MM)	10	11	13	14	16	17
	INCH (SAE AF)	3/8	7/16	1/2	9/16	5/8	11/16
	COMBINATION SPANNER	•	•	•	•	•	•



MET-0107 Combination spanner set 7 pieces

Combination spanners

Content Size	METRIC (MM)	10	11	13	14	16	17	19
	INCH (SAE AF)	3/8	7/16	1/2	9/16	5/8	11/16	3/4
	COMBINATION SPANNER	•	•	•	•	•	•	•



MET-0110 Combination spanner set 10 pieces

Combination spanners

Content Size	METRIC (MM)	10	11	12	13	14	15	16	17	18	19
	INCH (SAE AF)	3/8	7/16	15/32	1/2	9/16	19/32	5/8	11/16	23/32	3/4
	COMBINATION SPANNER	•	•	•	•	•	•	•	•	•	•



MET-0125 Combination spanner set 14 pieces

Combination spanners

Content Size	METRIC (MM)	8	9	10	11	12	13	14	15	16	17	18	19	20	21	22	23
	INCH (SAE AF)	5/16	11/32	3/8	7/16	15/32	1/2	9/16	19/32	5/8	11/16	23/32	3/4	13/16		7/8	
	COMBINATION SPANNER	•	•	•	•	•	•	•	•	•	•	•	•	•	•	•	•



MET-0135 Combination spanner set 15 pieces

Combination spanners

Content Size	METRIC (MM)	8	9	10	11	12	13	14	15	17	19	22	23	24	26	27	29	30	31	32
	INCH (SAE AF)	5/16	11/32	3/8	7/16	15/32	1/2	9/16	19/32	11/16	3/4	7/8	15/16		1 1/16		1 3/16		1 1/4	
	COMBINATION SPANNER	•	•	•	•	•	•	•	•	•	•	•	•	•	•	•	•	•	•	•



MET-0325 Socket set 1/4" 37 pieces

Sockets

Content Size	METRIC (MM)	5	6	7	8	9	10	11	12
	INCH (SAE AF)	3/16	1/4	5/32	3/16	11/32	3/8	7/16	15/32
	1/4" SOCKET	•	•	•	•	•	•	•	•

Accessories

1/4"

- MET-1490 RATCHET
- MET-1492 JOINT
- MET-1493 EXTENSION 50 MM
- MET-1494 1/4" MALE & 3/8" FEMALE ADAPTOR
- MET-1495 SPINNER HANDLE
- MET-1497 T-PIECE
- MET-1498 HOLDER FOR BITS
- MET-1499 EXTENSION 100 MM WOBBLE

BITS: SIZES

⊕ PH	0	1	2	3
⊖ FL	4,0	4,5	5,5	6,5 MM
⊕ HX	2,5	3,0	4,0	5,0 6,0 MM
⊕ PZ	1	2		
⊕ TX	10	15	20	25 27 30



MET-0427 Socket set 1/2" 26 pieces

Accessories

1/2"

- MET-1290 RATCHET
- MET-1291 EXTENSION 250MM
- MET-1292 SPARKPLUG SOCKET 16 MM & 5/8"
- MET-1293 SPARKPLUG SOCKET 21 MM & 13/16"
- MET-1294 T-PIECE
- MET-1296 JOINT
- MET-1299 EXTENSION 125 MM WOBBLE

Sockets

Content Size	METRIC (MM)	10	11	12	13	14	15	16	17	18	19	20	21	22	23	24	25	26	27	28	29	30	31	32
	INCH (SAE AF)	3/8	7/16	15/32	1/2	9/16	19/32	5/8	11/16	23/32	3/4	13/16	7/8	29/32	15/16	1	1 1/16	1 1/8	1 3/16	1 1/4				
	1/2" SOCKET	•	•	•	•	•	•	•	•	•	•	•	•	•	•	•	•	•	•	•	•	•	•	•



MET-0450 Combination set 1/2" 30 pieces

Accessories

1/2"

- MET-1290 RATCHET
- MET-1293 SPARKPLUG SOCKET 21 MM & 13/16"
- MET-1295 BREAKER BAR 410 MM
- MET-1296 JOINT
- MET-1299 EXTENSION 125 MM WOBBLE

Sockets & combination spanners

Content Size	METRIC (MM)	10	11	12	13	14	15	16	17	18	19	20	21	22	23	24	25	26	27	28	29	30	31	32
	INCH (SAE AF)	3/8	7/16	15/32	1/2	9/16	19/32	5/8	11/16	23/32	3/4	13/16	7/8	29/32	15/16	1	1 1/16	1 1/8	1 3/16	1 1/4				
	1/2" SOCKETS	•	•	•	•	•	•	•	•	•	•	•	•	•	•	•	•	•	•	•	•	•	•	•
	COMBINATION SPANNER		•	•	•	•			•		•			•										



MET-0525 Socket set 3/8" 14 pieces

Sockets

Content Size	10	11	12	13	14	16	17	19
METRIC (MM)								
INCH (SAE AF)	3/8	7/16	15/32	1/2	9/16	5/8	11/16	3/4
3/8" SOCKET	•	•	•	•	•	•	•	•

Accessories

3/8"

- MET-1390 RATCHET
- MET-1391 EXTENSION 75 MM
- MET-1393 EXTENSION 150 MM
- MET-1395 SPARKPLUG SOCKET I6 MM & 5/8"
- MET-1396 SPARKPLUG SOCKET 2I MM & 13/16"
- MET-1399 EXTENSION 40 MM WOBBLE



MET-0559 Combination set 1/4" & 3/8" 59 pieces

Sockets & combination spanners

Content Size	5	6	7	8	9	10	11	12	13	14	15	16	17	18	19	20	21	22
METRIC (MM)																		
INCH (SAE AF)	3/16	1/4	9/32	5/16	11/32	3/8	7/16	15/32	1/2	9/16	19/32	5/8	11/16	23/32	3/4	13/16	7/8	
1/4" SOCKET	•	•	•	•	•	•	•	•	•	•	•	•	•	•	•	•	•	•
3/8" SOCKET						•	•	•	•	•	•	•	•	•	•	•	•	•
3/8" SOCKET DEEP						•	•	•	•	•	•	•	•	•	•	•	•	•
COMBINATION SPANNER						•	•	•	•	•	•	•	•	•	•	•	•	•

Accessories

3/8"

- MET-1388 EXTENSION 75 MM WOBBLE
- MET-1390 RATCHET
- MET-1393 EXTENSION 150 MM
- MET-1394 JOINT
- MET-1396 SPARKPLUG SOCKET 2I MM & 13/16"

BIT SOCKETS: SIZES

● FL	4,0	5,5	6,5	MM
⊕ PH	I	2	3	
⊕ PZ	I	2	3	
⊕ TX	10	15	20	27 30

1/4"

- MET-1488 1/4" EXTENSION 75 MM
- MET-1491 FINGERTIGHT RATCHET
- MET-1494 1/4" MALE & 3/8" FEMALE ADAPTOR
- MET-1495 SPINNER HANDLE



MET-0625 Combination set 1/4" & 3/8" 37 pieces

Sockets & combination spanners

Content Size	5	6	7	8	9	10	11	12	13	14	16	17	19
METRIC (MM)													
INCH (SAE AF)	3/16	1/4	9/32	5/16	11/32	3/8	7/16	15/32	1/2	9/16	5/8	11/16	3/4
1/4" SOCKET	•	•	•	•	•	•							
3/8" SOCKET						•	•	•	•	•	•	•	•
3/8" SOCKET DEEP						•	•	•	•	•	•	•	•
COMBINATION SPANNER						•	•		•	•	•	•	•

Accessories

3/8"

- MET-1390 RATCHET
- MET-1391 EXTENSION 75 MM
- MET-1393 EXTENSION 150 MM
- MET-1394 JOINT
- MET-1395 SPARKPLUG SOCKET I6 MM & 5/8"
- MET-1396 SPARKPLUG SOCKET 2I MM & 13/16"
- MET-1399 EXTENSION 40 MM WOBBLE

1/4"

- MET-1494 1/4" MALE & 3/8" FEMALE ADAPTOR
- MET-1495 1/4" SPINNER HANDLE



MET-0650 Combination set
1/2" & 3/8" & 1/4" 50 pieces

Accessories

- 1/2"
 MET-1288 EXTENSION 75 MM WOBBLE
 MET-1290 RATCHET
 MET-1291 EXTENSION 250 MM
 MET-1294 T-PIECE
 MET-1295 BREAKER BAR 410 MM
 MET-1297 EXTENSION 125 MM
- 3/8"
 MET-1387 EXTENSION 125 MM
 MET-1390 RATCHET
 MET-1391 EXTENSION 75 MM
 MET-1394 JOINT
 MET-1395 SPARKPLUG SOCKET 16 MM & 5/8"
 MET-1396 SPARKPLUG SOCKET 21 MM & 13/16"
 MET-1399 EXTENSION 40 MM WOBBLE
- 1/4"
 MET-1494 1/4" MALE & 3/8" FEMALE ADAPTOR
 MET-1495 1/4" SPINNER HANDLE

Sockets & combination spanners

Content Size	METRIC (MM)	5	6	7	8	9	10	11	12	13	14	16	17	19	20	21	22	24	26	27	29	30	31	32
INCH (SAE AF)		3/16	1/4	5/32	3/16	1/2	3/8	7/16	15/32	1/2	9/16	5/8	11/16	3/4	13/16	7/8	15/16	1 1/16						
1/4" SOCKET		•	•	•	•	•	•																	
3/8" SOCKET							•	•	•	•	•	•	•											
3/8" SOCKET DEEP							•	•	•	•	•	•	•											
1/2" SOCKET													•	•	•	•	•	•	•	•	•	•	•	•
COMBINATION SPANNER							•	•		•	•	•	•	•										



MET-0109E Socket set 1/2" 9 pieces VDE

Sockets

Content Size	METRIC (MM)	10	13	14	16	17	19	20	21
INCH (SAE AF)		3/8	1/2	9/16	5/8	11/16	3/4	25/32	13/16
1/2" VDE SOCKET		•	•	•	•	•	•	•	•

Accessories

- 1/2" VDE
 MET-1290E RATCHET VDE
 MET-1297E EXTENSION 125 MM VDE



MET-2300 Impact set 3/8" 11 pieces

Sockets

Content Size	METRIC (MM)	10	11	12	13	14	15	16	17	18	19	21
	INCH (SAE AF)	3/8	7/16	15/32	1/2	9/16	19/32	5/8	11/16	23/32	3/4	13/16
3/8" IMPACT SOCKET		•	•	•	•	•	•	•	•	•	•	•



MET-2305 Impact set 3/8" 11 pieces deep

Sockets

Content Size	METRIC (MM)	10	11	12	13	14	15	16	17	18	19	21
	INCH (SAE AF)	3/8	7/16	15/32	1/2	9/16	19/32	5/8	11/16	23/32	3/4	13/16
3/8" IMPACT SOCKET DEEP		•	•	•	•	•	•	•	•	•	•	•



MET-2400 Impact set 1/2" 15 pieces

Sockets

Content Size	METRIC (MM)	11	12	13	14	15	16	17	18	19	20	21	22	23	24	25
	INCH (SAE AF)	7/16	15/32	1/2	9/16	19/32	5/8	11/16	23/32	3/4	25/32	13/16	7/8	29/32	15/16	1
1/2" IMPACT SOCKET		•	•	•	•	•	•	•	•	•	•	•	•	•	•	•



MET-2450 Impact set 1/2" 15 pieces deep

Sockets

Content Size	METRIC (MM)	11	12	13	14	15	16	17	18	19	20	21	22	23	24	25
	INCH (SAE AF)	7/16	15/32	1/2	9/16	19/32	5/8	11/16	23/32	3/4	25/32	13/16	7/8	29/32	15/16	1
1/2" IMPACT SOCKET DEEP		•	•	•	•	•	•	•	•	•	•	•	•	•	•	•



MET-2460 Impact Wheelnut set 1/2" 6 pieces

Sockets

Content Size	METRIC (MM)	17	19	21
	INCH (SAE AF)	11/16	3/4	13/16
1/2" SOCKETS		•	•	•
1/2" IMPACT SOCKET DEEP		•	•	•